



IOL PORTFOLIO

Hydrophobic & Hydrophilic Solutions



EVERY PATIENT IS

UNIQUE

OUR SOLUTIONS TOO



THE FUTURE IN FOCUS

Service and support throughout your cataract surgery pathway.

BVI has grown to be a highly regarded ophthalmic device manufacturer offering a broad portfolio of products, including monofocal and premium Intraocular Lenses (IOLs), a full range of ophthalmic single use consumables, surgical fluids, phaco systems and custom procedure packs. BVI provides innovative and high quality products that perform consistently and predictably for surgeons across the globe.

For over three decades we have been leading the way in the design and development of IOLs, and we continue to prioritize three key areas:

- Striving to offer high-performance optical solutions.
- Meeting the strictest requirements for medical device directives and regulations.
- Focusing to improve the quality of sight and therefore, the quality of life.



Unburdened by legacy or bureaucracy, we have developed our strategy around a simple concept — **taking pride in delivering innovative solutions for our physicians and patients, based on their needs.**

We trust and empower our associates to make decisions and solve problems because collaboration drives us. Valuing agility, simplicity, and transparency, **we stay committed to listening to our customers, delivering for our patients, and keeping the future in focus.**



Product Families

GFY HYDROPHOBIC MATERIAL


PREMIUM TRIFOCAL - FINE TECHNOLOGY

 FINEVISION HP TORIC  FINEVISION HP TRIFOCAL OPTIC




PREMIUM MONOFOCAL - ISOFOCAL TECHNOLOGY

 ISOPURE 1.2.3  ISOPURE



MONOFOCAL TORIC


 PODEYE TORIC

MONOFOCAL

 MICROPURE 1.2.3  MICROPURE  PODEYE

INJECTION SYSTEM

 1.2.3 Premium  Medical Accuject / Viscoject






Note :
 The intraocular lenses are not FDA approved. Please check the lens availability with your sales representative.
 The ISOPURE 123 and MICROPURE 123 lenses are delivered preloaded in a cartridge, which is simply clipped to the Single-Use Injector 1.2.3. Premium. If you need Single-Use Injector 1.2.3. Premium, please check the availability of the products on your market with your sales representative.


Product Families


HYDROPHILIC MATERIAL

PREMIUM TRIFOCAL - FINE TECHNOLOGY

 FINEVISION TORIC  FINEVISION TRIFOCAL OPTIC  FINEVISION TRIFOCAL OPTIC

MONOFOCAL TORIC

 ANKORIS TORIC



Note :
 The intraocular lenses are not FDA approved. Please check the lens availability with your sales representative.

Dioppter Range Overview¹

Optic	Material	Power range							
		-10D	-1D	0D	6D	10D	30D	31D	35D
TRIFOCAL TORIC	HYDROPHOBIC					FINEVISION HP TORIC (POD FT 49P) ²			
TRIFOCAL	HYDROPHOBIC					FINEVISION HP (POD F GF)			
TRIFOCAL TORIC	HYDROPHILIC					FINEVISION TORIC (POD FT) ²			
TRIFOCAL	HYDROPHILIC					FINEVISION (MICRO F)			
						FINEVISION (POD F)			
PREMIUM MONOFOCAL	HYDROPHOBIC					ISOPURE			
						ISOPURE 123			
MONOFOCAL TORIC	HYDROPHOBIC					PODEYE TORIC (POD T 49P) ²			
MONOFOCAL TORIC	HYDROPHILIC					ANKORIS ³			
						PODEYE			
MONOFOCAL	HYDROPHOBIC	MICROPURE							
						MICROPURE 123			

Injection Systems



Optic	Material	Brand	Model	Injection system				
				Viscoject Bio 1.8 Accuject 1.8	Accuject 2.0	Accuject 2.1	Accuject 2.2	123 Premium
TRIFOCAL TORIC	HYDROPHOBIC	FINEVISION HP TORIC GPT	POD FT 49P			≤ 35D	≤ 35D	
TRIFOCAL	HYDROPHOBIC	FINEVISION HP GPT	POD F GF		≤ 24.5D	≤ 35D	≤ 35D	
TRIFOCAL TORIC	HYDROPHILIC	FINEVISION TORIC	POD FT		≤ 24.5D	≤ 35D	≤ 35D	
TRIFOCAL	HYDROPHILIC	FINEVISION	MICRO F	≤ 24.5D	≤ 35D	≤ 35D	≤ 35D	
		FINEVISION	POD F		≤ 24.5D	≤ 35D	≤ 35D	
PREMIUM MONOFOCAL	HYDROPHOBIC	ISOPURE GPT	ISOPURE	≤ 24.5D ¹	≤ 35D	≤ 35D	≤ 35D	
		ISOPURE 1.2.3 GPT	ISOPURE 123					
MONOFOCAL TORIC	HYDROPHOBIC	PODEYE TORIC	POD T 49P			≤ 30D	≤ 30D	
MONOFOCAL TORIC	HYDROPHILIC	ANKORIS TORIC	ANKORIS		≤ 24.5D	≤ 30D	≤ 30D	
MONOFOCAL	HYDROPHOBIC	PODEYE GPT	PODEYE		≤ 24.5D	≤ 35D	≤ 35D	
		MICROPURE GPT	MICROPURE	≤ 24.5D ¹	≤ 35D	≤ 35D	≤ 35D	
		MICROPURE 1.2.3 GPT	MICROPURE 123					

¹ Refer to our website for updates

² Cylinder power: 1.00 - 1.50 - 2.25 - 3.00 - 3.75 - 4.50 - 5.25 - 6.00D

³ Cylinder power : 1.50 - 2.25 - 3.00 - 3.75 - 4.50 - 5.25 - 6.00D

Please check the lens availability with your sales representative

¹ Only Accuject 1.8

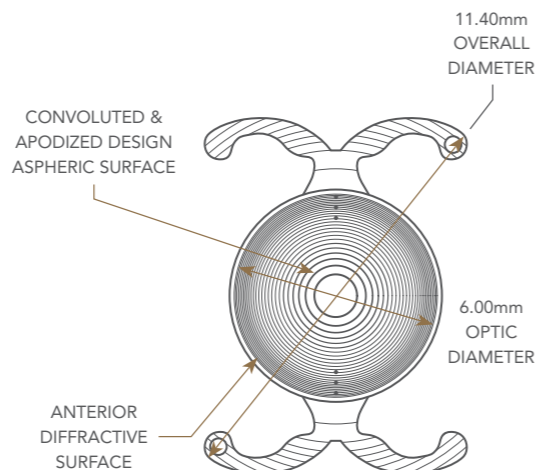
Please check the lens availability with your sales representative



Trifocal Toric

FINEVISION HP

TRIFOCAL OPTIC



Trifocal Toric Hydrophobic

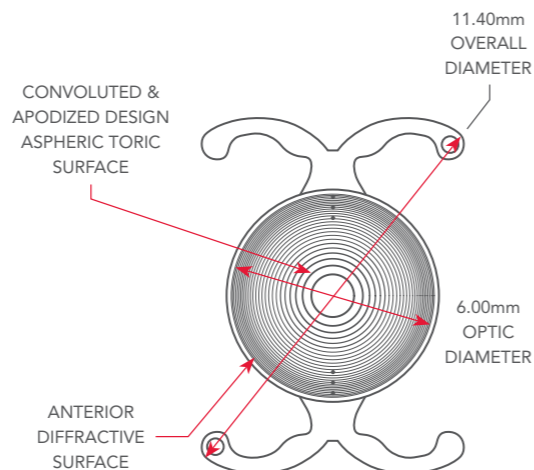
Model	POD FT 49P							
Material	GFY Hydrophobic Acrylic ¹							
Overall diameter	11.40mm							
Optic diameter	6.00mm							
Optic	Biconvex Aspheric Toric Trifocal							
Haptic design	POD (Double C-loop) with Ridgetech® & Posterior Angulated Haptic							
Filtration	UV & Blue Light							
Refractive index	1.53							
Abbe number	42							
Additional power (IOL plane)	+1.75D & +3.50D							
Injection system	Medical Accuject 2.1/2.2							
Spherical power ⁴	+10D to +35D (0.5D steps)							
Cylinder power (IOL plane) ⁴	1.00 - 1.50 - 2.25 - 3.00 - 3.75 - 4.50 - 5.25 - 6.00D							
Suggested A constant ²					Interferometry			
	Hoffer Q: pACD				5.85			
	Holladay 1: Sf				2.06			
	Barrett: LF				2.09			
	SRK/T: A				119.40			
	Haigis ³ : a0; a1; a2				1.70; 0.4; 0.1			
Cylinder power at IOL plane	POD FT 49P 1.0	POD FT 49P 1.5	POD FT 49P 2.25	POD FT 49P 3.0	POD FT 49P 3.75	POD FT 49P 4.5	POD FT 49P 5.25	POD FT 49P 6.0
	1.00D	1.50D	2.25D	3.00D	3.75D	4.50D	5.25D	6.00D
Cylinder power at corneal plane ⁵	0.68D	1.03D	1.55D	2.06D	2.57D	3.08D	3.60D	4.11D

¹ The BVI GFY® is patented since 2010. Patent number: EP1830898. | ² Values estimated only: surgeons are recommended to personalize their A-constant based on their surgical techniques and equipment, experience with the lens model and postoperative results. | ³ Not optimized. | ⁴ Please check the availability of spherical and cylinder powers with your sales representative. | ⁵ Savini G., J Cataract Refract Surg 2013; 39:1900–1903.

FINEVISION

TORIC

TRIFOCAL OPTIC



Trifocal Toric Hydrophilic

Model	POD FT							
Material	26% Hydrophilic Acrylic							
Overall diameter	11.40mm							
Optic diameter	6.00mm							
Optic	Biconvex Aspheric Toric Trifocal							
Haptic design	POD (Double-C-loop) haptic design & Posterior Angulated Haptic							
Filtration	UV & Blue Light							
Refractive index	1.46							
Abbe number	58							
Additional power (IOL plane)	+1.75D & +3.50D							
Injection system	Medicel Accuject 2.0 up to 24.5D and Medicel Accuject 2.1/2.2 up to 35D							
Spherical power ³	+6D to +35D (0.5D steps)							
Cylinder power (IOL plane) ³	1.00 - 1.50 - 2.25 - 3.00 - 3.75 - 4.50 - 5.25 - 6.00D							
Suggested A constant ¹					Interferometry			
	Hoffer Q: pACD				5.59			
	Holladay 1: Sf				1.83			
	Barrett: LF				1.86			
	SRK/T: A				118.95			
	Haigis ² : a0; a1; a2				1.36; 0.4; 0.1			
Cylinder power at IOL plane	POD FT 1.0	POD FT 1.5	POD FT 2.25	POD FT 3.0	POD FT 3.75	POD FT 4.5	POD FT 5.25	POD FT 6.0
Cylinder power at corneal plane ⁴	1.00D	1.50D	2.25D	3.00D	3.75D	4.50D	5.25D	6.00D
	0.68D	1.03D	1.55D	2.06D	2.57D	3.08D	3.60D	4.11D

¹ Values estimated only; surgeons are recommended to personalize their A-constant based on their surgical techniques and equipment, experience with the lens model and postoperative results. | ² Not optimized. | ³ Please check the availability of spherical and cylinder powers with your sales representative. | ⁴ Savini G., J Cataract Refract Surg 2013; 39:1900-1903.

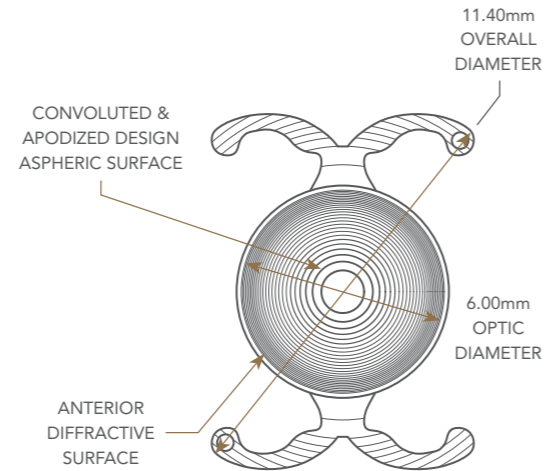


Trifocal

FINEVISION HP



TRIFOCAL OPTIC



Trifocal Hydrophobic

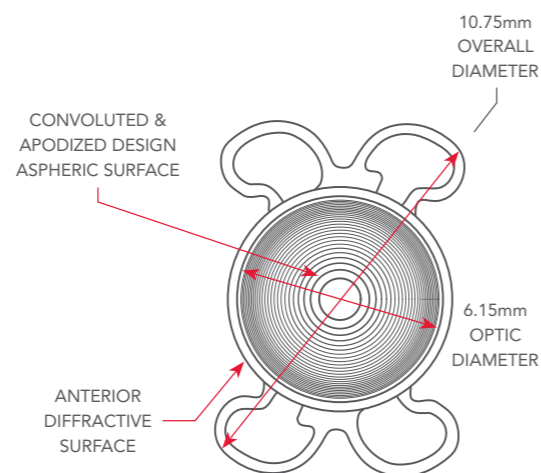
Model	POD F GF	
Material	GFY Hydrophobic Acrylic ¹	
Overall diameter	11.40mm	
Optic diameter	6.00mm	
Optic	Biconvex Aspheric Trifocal	
Haptic design	POD (Double C-loop) with Ridgetech® & Posterior Angulated Haptic	
Filtration	UV & Blue Light	
Refractive index	1.53	
Abbe number	42	
Additional power (IOL plane)	+1.75D & +3.50D	
Injection system	Medical Accuject 2.0 up to 24.5D Medical Accuject 2.1/2.2 up to 35D	
Spherical power ⁴	+10D to +35D (0.5D steps)	
Suggested A constant ²	Interferometry	
	Hoffer Q: pACD	5.85
	Holladay 1: Sf	2.06
	Barrett: LF	2.09
	SRK/T: A	119.40
	Haigis ³ : a0; a1; a2	1.70; 0.4; 0.1

¹ The BVI GFY® is patented since 2010. Patent number: EP1830898. | ² Values estimated only: surgeons are recommended to personalize their A-constant based on their surgical techniques and equipment, experience with the lens model and postoperative results. | ³ Not optimized. | ⁴ Please check the availability of spherical powers with your sales representative.



FINEVISION

TRIFOCAL OPTIC



Trifocal Hydrophilic

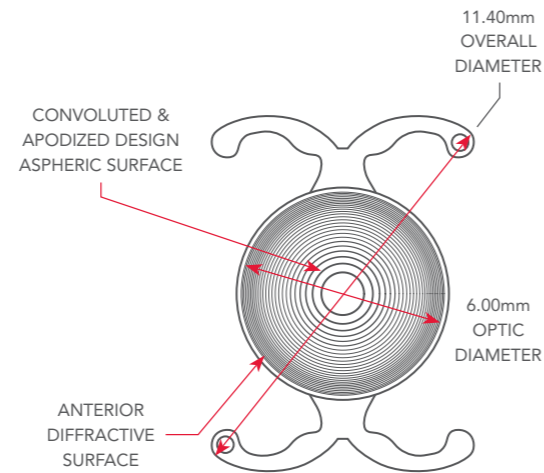
Model	MICRO F	
Material	25% Hydrophilic Acrylic	
Overall diameter	10.75mm	
Optic diameter	6.15mm	
Optic	Biconvex Aspheric Trifocal	
Haptic design	MICRO (closed loop quadripode) & Posterior Angulated Haptic	
Filtration	UV & Blue Light	
Refractive index	1.46	
Abbe number	58	
Additional power (IOL plane)	+1.75D & +3.50D	
Injection system	Medicel Viscoject Bio 1.8 / Accuject 1.8 up to 24.5D Medicel Accuject 2.0/2.1/2.2 up to 35D	
Spherical power ³	+10D to +35D (0.5D steps)	
Suggested A constant ¹	Interferometry	
	Hoffer Q: pACD	5.35
	Holladay 1: Sf	1.60
	Barrett: LF	1.78
	SRK/T: A	118.80
	Haigis ² : a0; a1; a2	1.36; 0.4; 0.1

¹ Values estimated only; surgeons are recommended to personalize their A-constant based on their surgical techniques and equipment, experience with the lens model and postoperative results. | ² Not optimized. | ³ Please check the availability of spherical powers with your sales representative.



FINEVISION

TRIFOCAL OPTIC



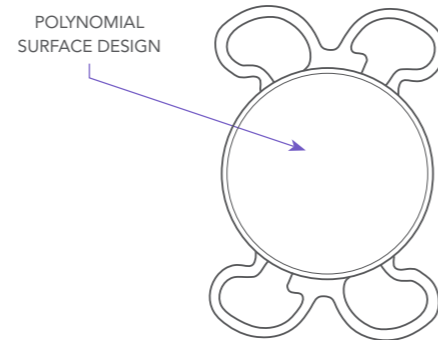
Trifocal Hydrophilic

Model	POD F	
Material	26% Hydrophilic Acrylic	
Overall diameter	11.40mm	
Optic diameter	6.00mm	
Optic	Biconvex Aspheric Trifocal	
Haptic design	POD (Double-C-loop) haptic design & Posterior Angulated Haptic	
Filtration	UV & Blue Light	
Refractive index	1.46	
Abbe number	58	
Additional power (IOL plane)	+1.75D & +3.50D	
Injection system	Medicel Accuject 2.0 up to 24.5D Medicel Accuject 2.1/2.2 up to 35D	
Spherical power ³	+6D to +35D (0.5D steps)	
Suggested A constant ¹	Interferometry	
	Hoffer Q: pACD	5.59
	Holladay 1: Sf	1.83
	Barrett: LF	1.86
	SRK/T: A	118.95
	Haigis ² : a0; a1; a2	1.36; 0.4; 0.1

¹ Values estimated only; surgeons are recommended to personalize their A-constant based on their surgical techniques and equipment, experience with the lens model and postoperative results. | ² Not optimized. | ³ Please check the availability of spherical powers with your sales representative.



Premium Monofocal



Preloaded Premium Monofocal Hydrophobic

ISOPURE

Uncompromised. Extended. Simplified.



Model	ISOPURE 123	
Material	GFY Hydrophobic Acrylic ¹	
Overall diameter	10D to 24.5D: 11.00mm 25D to 30D: 10.75mm	
Optic diameter	10D to 24.5D: 6.00mm 25D to 30D: 5.75mm	
Optic	Polynomial Surface Design	
Haptic design	MICRO (closed loop quadripode) & Posterior Angulated Haptic	
Filtration	UV & Blue Light	
Refractive index	1.53	
Abbe number	42	
Injection system	SINGLE-USE INJECTOR 1.2.3 PREMIUM	
Spherical power ⁴	+10D to +30D (0.5D steps) Cartridge with PRS [®] technology	
Suggested A constant ²	Interferometry	
	Hoffer Q: pACD	5.85
	Holladay 1: Sf	2.06
	Barrett: LF	2.09
	SRK/T: A	119.40
	Haigis ³ : a0; a1; a2	1.70; 0.4; 0.1
	ISOPURE	
Overall diameter	10D to 24.5D: 11.00mm - 25D to 35D: 10.75mm	
Optic diameter	10D to 24.5D: 6.00mm - 25D to 35D: 5.75mm	
Injection system	Medicel Accuject 1.8 up to 24.5D - Medicel Accuject 2.0/2.1/2.2 up to 35D	
Spherical power ⁴	+10D to +30D (0.5D steps) - +31D to +35D (1D steps)	

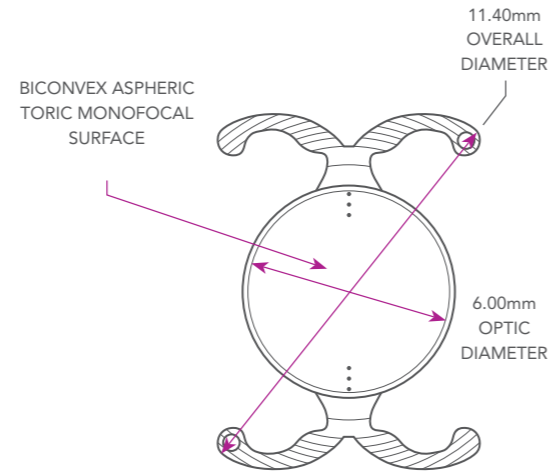
¹ The BVI GFY[®] is patented since 2010. Patent number: EP1830898. | ² Values estimated only: surgeons are recommended to personalize their A-constant based on their surgical techniques and equipment, experience with the lens model and postoperative results. | ³ Not optimized. | ⁴ Please check the availability of spherical powers with your sales representative.



Monofocal Toric

PODEYE

MONOFOCAL OPTIC



Monofocal Toric Hydrophobic

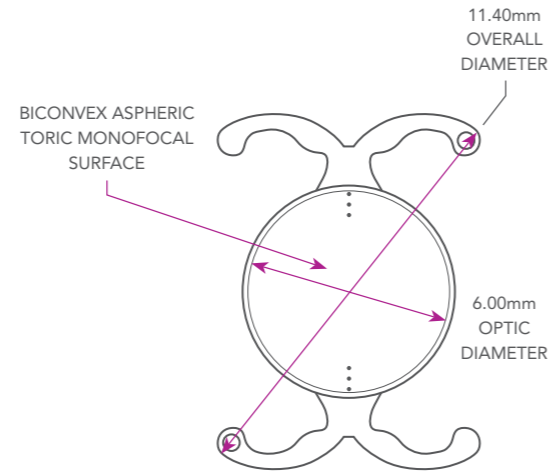
Model	PODEYE TORIC							
Material	GFY Hydrophobic Acrylic ¹							
Overall diameter	11.40mm							
Optic diameter	6.00mm							
Optic	Biconvex Aspheric Toric Monofocal							
Haptic design	POD (Double-C-loop) haptic design & Posterior Angulated Haptic							
Filtration	UV & Blue Light							
Refractive index	1.53							
Abbe number	42							
Injection system	Medicel Accuject 2.1 / 2.2							
Spherical power ⁴	+6D to +30D (0.5D steps)							
Cylinder power (IOL plane) ⁴	1.00 - 1.50 - 2.25 - 3.00 - 3.75 - 4.50 - 5.25 - 6.00D							
Suggested A constant ²					Interferometry			
	Hoffer Q: pACD				5.85			
	Holladay 1: Sf				2.06			
	Barrett: LF				2.09			
	SRK/T: A				119.40			
	Haigis ³ : a0; a1; a2				1.70; 0.4; 0.1			
Cylinder power at IOL plane	PODEYE TORIC 1.0	PODEYE TORIC 1.5	PODEYE TORIC 2.25	PODEYE TORIC 3.0	PODEYE TORIC 3.75	PODEYE TORIC 4.5	PODEYE TORIC 5.25	PODEYE TORIC 6.0
Cylinder power at corneal plane ⁵	1.00D	1.50D	2.25D	3.00D	3.75D	4.50D	5.25D	6.00D
	0.68D	1.03D	1.55D	2.06D	2.57D	3.08D	3.60D	4.11D

¹ The BVI GFY® is patented since 2010. Patent number: EP1830898. | ² Values estimated only: surgeons are recommended to personalize their A-constant based on their surgical techniques and equipment, experience with the lens model and postoperative results. | ³ Not optimized. | ⁴ Please check the availability of spherical and cylinder powers with your sales representative. | ⁵ Savini G., J Cataract Refract Surg 2013; 39:1900–1903.

ANKORIS



MONOFOCAL OPTIC



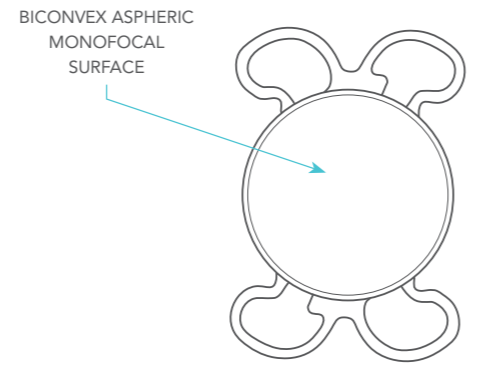
Monofocal Toric Hydrophilic

Model	ANKORIS						
Material	26% Hydrophilic Acrylic						
Overall diameter	11.40mm						
Optic diameter	6.00mm						
Optic	Biconvex Aspheric Toric Monofocal						
Haptic design	POD (Double-C-loop) haptic design & Posterior Angulated Haptic						
Filtration	UV & Blue Light						
Refractive index	1.46						
Abbe number	58						
Injection system	Medicel Accuject 2.0 up to 24.5D & Medicel Accuject 2.1/2.2 up to 30D						
Spherical power ³	+6D to +30D (0.5D steps)						
Cylinder power (IOL plane) ³	1.50 - 2.25 - 3.00 - 3.75 - 4.50 - 5.25 - 6.00D						
Suggested A constant ¹							Interferometry
	Hoffer Q: pACD						5.59
	Holladay 1: Sf						1.83
	Barrett: LF						1.86
	SRK/T: A						118.95
	Haigis²: a0; a1; a2						1.36; 0.4; 0.1
Cylinder power at IOL plane	ANKORIS 1.5	ANKORIS 2.25	ANKORIS 3.0	ANKORIS 3.75	ANKORIS 4.5	ANKORIS 5.25	ANKORIS 6.0
	1.50D	2.25D	3.00D	3.75D	4.50D	5.25D	6.00D
Cylinder power at corneal plane ⁴	1.03D	1.55D	2.06D	2.57D	3.08D	3.60D	4.11D

¹ Values estimated only; surgeons are recommended to personalize their A-constant based on their surgical techniques and equipment, experience with the lens model and postoperative results. | ² Not optimized. | ³ Please check the availability of spherical and cylinder powers with your sales representative. | ⁴ Savini G., J Cataract Refract Surg 2013; 39:1900-1903.



Monofocal



Preloaded Monofocal Hydrophobic

MICROPURE

MONOFOCAL OPTIC

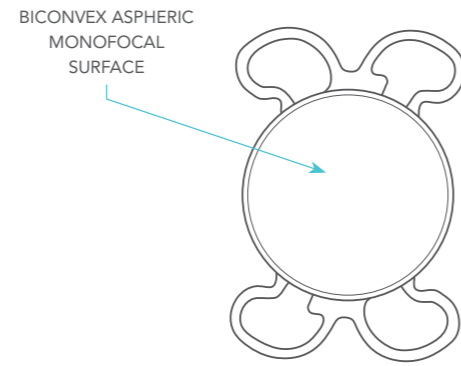
1.2.3

GFY



Model	MICROPURE 123	
Material	GFY Hydrophobic Acrylic ¹	
Overall diameter	0D to 24.5D: 11.00mm 25D to 30D: 10.75mm	
Optic diameter	0D to 24.5D: 6.00mm 25D to 30D: 5.75mm	
Optic	Biconvex Aspheric Monofocal	
Haptic design	MICRO (closed loop quadripode) & Posterior Angulated Haptic	
Filtration	UV & Blue Light	
Refractive index	1.53	
Abbe number	42	
Injection system	SINGLE-USE INJECTOR 1.2.3 PREMIUM	
Spherical power ⁴	0D to +9D (1D steps) & +10D to +30D (0.5D steps) Cartridge with PRS technology	
Suggested A constant ²	Interferometry	
	Hoffer Q: pACD	5.85
	Holladay 1: Sf	2.06
	Barrett: LF	2.09
	SRK/T: A	119.40
	Haigis ³ : a0; a1; a2	1.70; 0.4; 0.1

¹ The BVI GFY® is patented since 2010. Patent number: EP1830898. | ² Values estimated only: surgeons are recommended to personalize their A-constant based on their surgical techniques and equipment, experience with the lens model and postoperative results. | ³ Not optimized. | ⁴ Please check the availability of spherical powers with your sales representative.



Monofocal Hydrophobic

MICROPURE



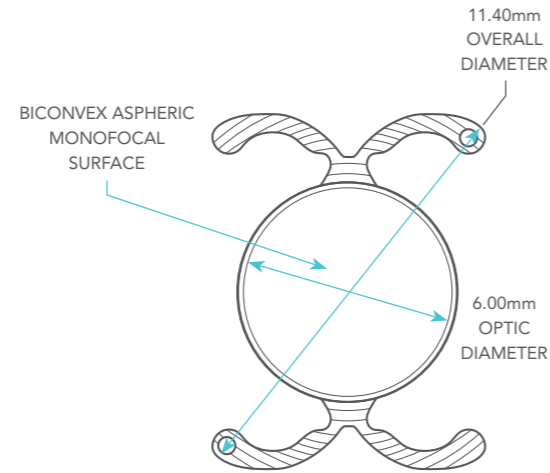
MONOFOCAL OPTIC

Model	MICROPURE	
Material	GFY Hydrophobic Acrylic ¹	
Overall diameter	-10D to 24.5D: 11.00mm 25D to 35D: 10.75mm	
Optic diameter	-10D to 24.5D: 6.00mm 25D to 35D: 5.75mm	
Optic	Biconvex Aspheric Monofocal	
Haptic design	MICRO (closed loop quadripode) & Posterior Angulated Haptic	
Filtration	UV & Blue Light	
Refractive index	1.53	
Abbe number	42	
Injection system	Medical Accuject 1.8 up to 24.5D Medical Accuject 2.0/2.1/2.2 up to 35D	
Spherical power ⁴	-10D to +9D (1D steps) +10D to +30D (0.5D steps) +31D to +35D (1D steps)	
Suggested A constant ²		Interferometry
	Hoffer Q: pACD	5.85
	Holladay 1: Sf	2.06
	Barrett: LF	2.09
	SRK/T: A	119.40
	Haigis ³ : a0; a1; a2	1.70; 0.4; 0.1

¹ The BVI GFY® is patented since 2010. Patent number: EP1830898. | ² Values estimated only: surgeons are recommended to personalize their A-constant based on their surgical techniques and equipment, experience with the lens model and postoperative results. | ³ Not optimized. | ⁴ Please check the availability of spherical powers with your sales representative.

PODEYE

MONOFOCAL OPTIC



Monofocal Hydrophobic

Model	PODEYE	
Material	GFY Hydrophobic Acrylic ¹	
Overall diameter	11.40mm	
Optic diameter	6.00mm	
Optic	Biconvex Aspheric Monofocal	
Haptic design	POD (Double-C-loop) haptic design & Posterior Angulated Haptic	
Filtration	UV & Blue Light	
Refractive index	1.53	
Abbe number	42	
Injection system	Medicel Accuject 2.0 up to 24.5D Medicel Accuject 2.1/2.2 up to 35D	
Spherical power ⁴	+10D to +30D (0.5D steps) 0D to +9D & +31D to +35D (1D steps)	
Suggested A constant ²		Interferometry
	Hoffer Q: pACD	5.85
	Holladay 1: Sf	2.06
	Barrett: LF	2.09
	SRK/T: A	119.40
	Haigis ³ : a0; a1; a2	1.70; 0.4; 0.1

¹ The BVI GFY® is patented since 2010. Patent number: EP1830898. | ² Values estimated only: surgeons are recommended to personalize their A-constant based on their surgical techniques and equipment, experience with the lens model and postoperative results. | ³ Not optimized. | ⁴ Please check the availability of spherical powers with your sales representative.

Online **Toric Calculator** with Abulafia-Koch regression formula

How to achieve the most accurate correction for your astigmatic patients?

Our goal is to assist surgeons with precise and reliable IOL calculations. The new calculation method informs physicians about the appropriate toric IOL model and as such improves toric outcomes in astigmatic patients.

What are the new features?

- 1 Abulafia-Koch regression Formula, which reportedly theoretically accounts for posterior corneal astigmatism. This calculation method uses the standard keratometry measurements (anterior K values) and estimates the total corneal astigmatism based on the Abulafia-Koch regression Formula to improve the prediction of postoperative astigmatic outcome. Calculation using the Standard K method is still possible.
- 2 HELP-button at each bloc that will help you understand and fill in each parameter.
- 3 Predictive patient-specific effective lens position (ELP)

The calculator still offers the possibility to use the Standard K calculation method as with the previous version.



Toric Calculator

www.physioltoric.eu

Abulafia-Koch regression Formula 1

HELP-button 2

Predictive patient-specific effective lens position 3





This page is intentionally left blank

This page is intentionally left blank

THE FUTURE IN FOCUS

IOL PORTFOLIO

Intraocular Solutions Overview

Contact Information:

www.bvimedical.com/customer-support/

